












FUCSIA 3			
DESIGN	ACHILLE CASTIGLIONI 1996		
Pendant fixture providing both diffused and direct light. Three conical blown glass diffusers with 1.5" sandblasted edges and translucent silicone rings. Available in various configurations with corresponding white ceiling rose.			
H	192 in. 13.6 in. (Diff.)	Ø	6.3 in. (Diff.) 4.8 in. (Ceiling Rose)
	13 lbs.		
	3x40W E14/R50 (Lamps included)		
	Fucsia 3 C-UL (White SJT Cord) Fucsia 3 Non UL (Clear Cord)		
			
			



FUCSIA 1			
DESIGN	ACHILLE CASTIGLIONI 1996		
Pendant fixture providing both diffused and direct light. Conical blown glass diffuser with a 1.5" sandblasted edge and a translucent silicone ring. Available in various configurations with corresponding white ceiling rose.			
H	192 in. 13.6 in. (Diff.)	Ø	6.3 in. (Diff.) 4.8 in. (Ceiling Rose)
	5 lbs.		
	1x40W E14/R50 (Lamp included)		
	Fucsia 1 C-UL (White SJT Cord) Fucsia 1 Non UL (Clear Cord)		
			

FUCSIA 8


DESIGN | ACHILLE CASTIGLIONI 1996

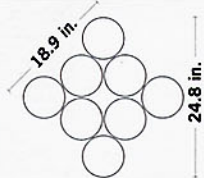
Pendant fixture providing both diffused and direct light. Eight conical blown glass diffusers with 1.5" sandblasted edges and translucent silicone rings. Available in various configurations with corresponding white ceiling rose.

H	192 in.	Ø	6.3 in. (Diff.)
	13.6 in. (Diff.)		14.4 in. (Ceiling Rose)

 33 lbs.

 8x40W E14/R50 (Lamps included)

 Fucsia 8 C-UL (White SJT Cord)
Fucsia 8 Non UL (Clear Cord)





FUCSIA 12

DESIGN | ACHILLE CASTIGLIONI 1996

Pendant fixture providing both diffused and direct light. Twelve conical blown glass diffusers with 1.5" sandblasted edges and translucent silicone rings. Available in various configurations with corresponding white ceiling rose.

H	192 in.	Ø	6.3 in. (Diff.)
	13.6 in. (Diff.)		34.2 in. (Ceiling Rose)

 48 lbs.

 12x40W E14/R50 (Lamps included)

 Fucsia 12 C-UL (White SJT Cord)
Fucsia 12 Non UL (Clear Cord)

