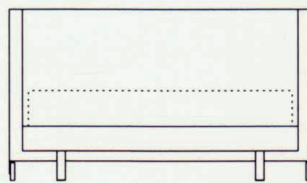
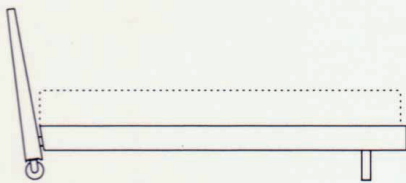


Technical Information

The Onto is carefully constructed with exact tolerances and precise tailoring. The handmade frame features engineered wood rails while the headboard employs a frame and skin system, which produces a light and durable structure.

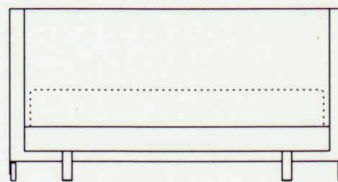
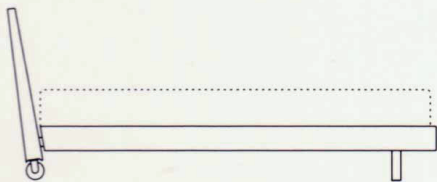
Both the headboard and rails are layered with multiple densities of CFC-free foam, providing comfort and support, then fitted with a slipcover and finished with an expertly tailored cover. Covers are removable and available in a variety of fabrics.

The welded steel corner brackets secure easily to the headboard and rails, producing a solid bed frame. The beech wood slat and rubber strap system provides an excellent support while eliminating the need of a large box spring.



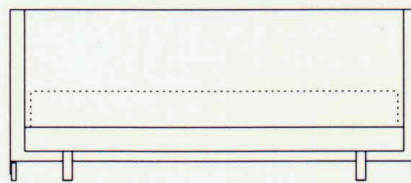

Full Bed ONTOF

L 215cm W 162cm H 92cm / L 85" W 64" H 36¼"



Queen Bed ONTOQ

L 231cm W 180cm H 92cm / L 91" W 71" H 36¼"



King Bed ONTOK

L 231cm W 220cm H 92cm / L 91" W 86½" H 36¼"



www.unicahome.com
1-888-89-UNICA