



LINEA SAND

DESIGN	MATTEO THUN 1997	
Geometric shapes; circle, square, oval and rectangle with smooth edges, framed and accentuated by 1.5" sandblasted edge relief. Mirrors available with or without optional lighting fixtures.		
Oval	H 31.5 in. W 23.6 in.	
Circles	Ø 23.6 in.	Ø 31.5 in.
Squares	H 23.6 in. W 23.6 in.	H 31.5 in. W 31.5 in.
Rectangle	H 35.4 in. W 13.8 in.	
See data matrix on page 16		
SS800, 31.5 in. square mirror (shown)		



LINEA CLASSIC

DESIGN	MATTEO THUN 1997	
Geometric shapes; circle, square, oval with smooth edges, framed and accentuated by 1.5" laser-cut bullnosed edge relief. Mirrors available with or without optional lighting fixtures.		
Oval	H 31.5 in. W 23.6 in.	
Circles	Ø 23.6 in.	Ø 31.5 in.
Squares	H 23.6 in. W 23.6 in.	H 31.5 in. W 31.5 in.
See data matrix on page 17		
RC800, 31.5 in. round mirror (shown)		




VENEZIA

DESIGN MATTEO THUN 1997

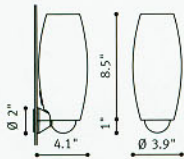
Mirror mounted lighting fixture providing diffused light. Blown and acid etched glass diffuser on a heat resistant thermoplastic body, with cord and plug.

H 8.5 in. **W** 3.9 in. **D** 4.1 in.

(Body color) White, Chrome Plated

 1 lb.

 1x60W T10 (Lamp Included)



Shown with RC802 round mirror



VENEZIA W

DESIGN MATTEO THUN 1996

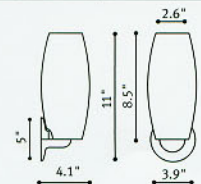
Wall sconce providing diffused and direct light. Body is die-cast aluminum, plated or enamel, which supports an acid etched glass diffuser.

H 11 in. **W** 3.9 in. **D** 4.1 in.

(Body color) Silver, Grey, Black, Gold, Chrome

 7 lbs.

 1x60W T10  1x13W GX23



Shown with OC700 oval mirror

